

JA of Greater South Carolina

Virtual Volunteer Training

2020-2021 School Year



Recording

We are recording.



Screen

Join so you can see our screen.



Chat

Please use the CHAT function to share your name and organization.



Audio

Lines are unmuted. Feel free to mute yourself.



Video

We'd love to see you. Please turn on your camera.

What is Junior Achievement

Junior Achievement inspires and prepares young people for a successful future

Financial Literacy + Work & Career Readiness + Entrepreneurship



What makes JA possible?



Corporations



Foundations



Individuals

There are costs associated with the program delivery and materials. JA takes great care in honoring how our financial contributions are spent.

Purpose

The purpose is to...

- Help you feel ready to volunteer
- Connect you with JA
- Say thank you

The purpose is NOT to...

- Transfer information shared already in the guide
- Teach you to use web-conferencing

Inspire Students

to own their economic
success

AGENDA

1. Introductions
2. Steps to PREP
3. What's changed & what will stay the same
4. Q & A



JA of Greater South Carolina's Program Management Team



Bette Bronson
VP of Education



Mallory Sorrows
Program Manger



Matt Morrison
Program Manager

WHAT STAYS THE SAME

- 1 JA Programs still include a volunteer component & educator role
- 2 Meeting students and communities where they are
- 3 Helping to transform communities through financial literacy, work readiness & entrepreneurship education



Financial Literacy



Work Readiness



Entrepreneurship

WHAT'S CHANGED

- 1 Educator-led programs & virtual resources
- 2 There are a variety of new volunteer roles
- 3 Caring adult at home may be involved
- 4 A renewed commitment to supporting diversity, equity and inclusion in everything we do



OPTION 1:
IN-PERSON, FACE TO FACE



OPTION 2:
VIRTUAL – REMOTE (LIVE)



OPTION 3:
VIRTUAL - RECORDED VIDEO



Virtual Volunteer (live)

- Virtual Volunteer (VV) "beams" into a face to face or remote classroom and leads all lessons.
- VV "beams-in" for one or more 15 minute sessions to:
 - Lead a discussion with students
 - Guide students through a session activity.
 - Serve as a subject matter expert (SMI) related to the topic.

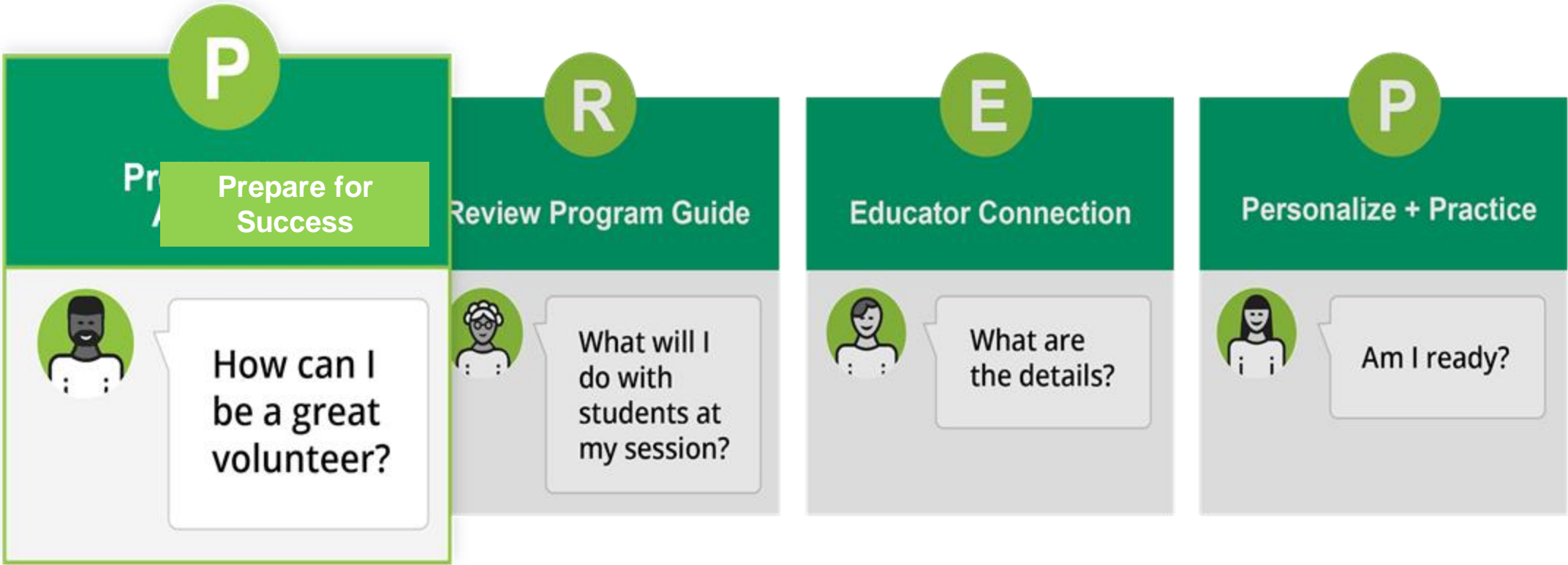


Virtual Volunteer (recorded)

- Virtual Volunteer creates one (or more) videos highlighting session content to support educators who deliver full JA program.
- Volunteer(s) create short Subject Matter Expert videos that align with program content.

How do you PREP?

★ You are here.



P Prepare to be Awesome

Use this strategy:

Remind students how their activities link to the learning objective.



Topics include:

- Your role
- How to be awesome, virtually
- Giving instructions
- Facilitating discussions

Volunteer Delivery Models & Materials

Three Delivery Models

1. JA Learning Platform (learn.ja.org)
2. JA Google Site
3. Google Folder

The model you use will be determined by the grade level and program you are presenting.

The Learning Platform

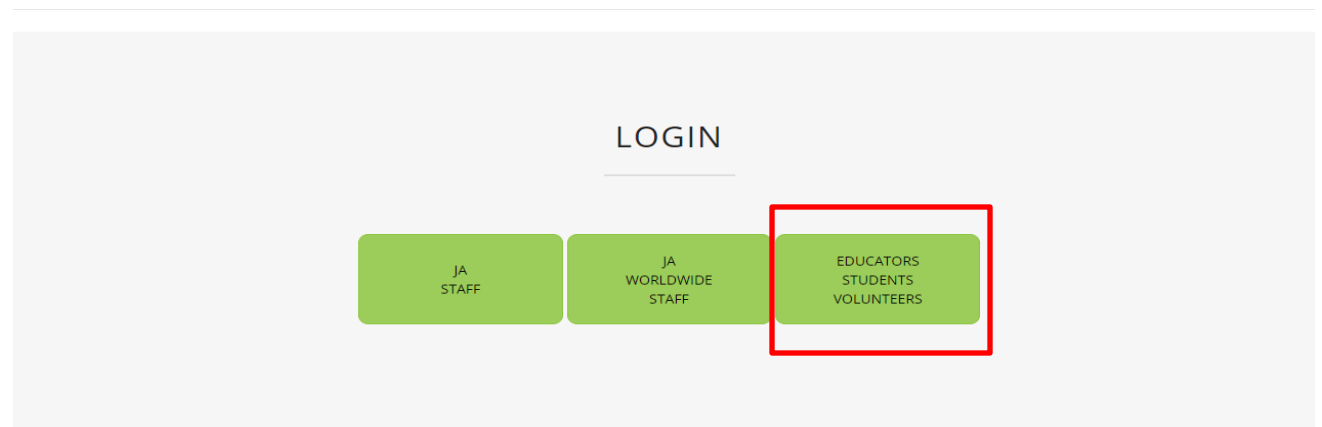
Once you are confirmed with a class/program:

- You will receive an email prompting you to create login credentials for the JA learning platform
- You will have 72 hours to create your login

[Learn.ja.org](https://learn.ja.org)




The screenshot shows the Junior Achievement login interface. At the top left is the Junior Achievement logo, which consists of a green triangle with a white staircase inside. To the right of the logo is the text "Junior Achievement®". Below the logo and text is the heading "Welcome to Junior Achievement" followed by a sub-heading "Please log in to view courses and take some time to familiarize yourself with the easy-to-use teaching and learning tools." Below this is a white login form with the following fields: "Login:" with a text input field, "Password:" with a text input field, a checkbox labeled "Remember my password", and "Language:" with a dropdown menu currently set to "English". At the bottom of the form is a green button with a white play icon and the text "Log in".



The screenshot shows the "LOGIN" page of the Junior Achievement learning platform. The word "LOGIN" is centered at the top. Below it are three green buttons with white text: "JA STAFF", "JA WORLDWIDE STAFF", and "EDUCATORS STUDENTS VOLUNTEERS". The "EDUCATORS STUDENTS VOLUNTEERS" button is highlighted with a red rectangular border.

Welcome to Junior Achievement
 THINK LIKE AN ENTREPRENEUR
 Pre-Program Survey
 Session One – Developing a Mindset
 Session Two – Assessing Entrepreneurial Potential
Think Like an Entrepreneur Session Two Presentation
 Interactive learning resource
2.1 Distinguishing Entrepreneurial Characteristics Student Activity
 Document to download
 2.2 Entrepreneurial Mindset Inventory Student Activity
 Document to download
 Post-Session Survey: Assessing Entrepreneurial Potential
 Web site
 Session Three – Creating an Entrepreneurial Action Plan
 Post-Program Survey
 Supplemental Resources
 Credits
 Feedback

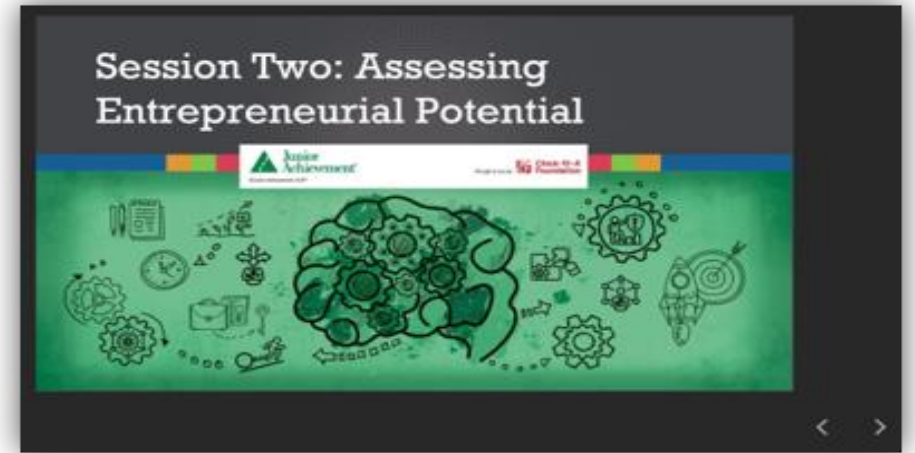
Think Like an Entrepreneur Session Two Presentation
 The Session Two presentation applies the learner's understanding of an entrepreneurial mindset by identifying the traits exhibited in the presentation. The learner will then use the traits to analyze their personal attributes to determine their own entrepreneurial mindset.



 Onscreen Presentation

☆☆☆☆☆ | 0/5 (0 votes)

Your vote ☆☆☆☆☆



Interactive Presentation

It Is Entrepreneurial® Student Activity | Distinguishing Entrepreneurial Characteristics

Profile 2 - Pure Energy

I always knew I wanted to run a tech company that manufactured electronic devices. When I founded Pure Energy, I channelled my biggest frustration with modern gadgets into a solution: longer battery life! I read a lot of reviews of new phones, tablets, or other devices when they came out. Battery life was always a major customer focus and always provided challenges! I did research on every battery type on the market to find out which had the most power capabilities. I studied scientific and performance data and user reviews to find out where the deficiencies were. Two years later, with many ups and downs, my engineering partner and I have developed a new battery prototype. We are ready to bring it to test markets. This product could revolutionize the electronic device market!



Sana Mimet
 President, Pure Energy
 Chicago, Illinois

Circle any entrepreneurial characteristics you identify and note the supporting evidence for each below:

1. Adaptable
2. Decisive
3. Creative
4. Problem solver
5. Critical thinker
6. Persevering
7. Risk taker
8. Self-confident

Fillable Student Activity PDF

Teachers will have the option to create login credentials for their students, allowing them to access digital activities and fillable pdfs.

JA Google Sites

JA More Than Money

JA MORE THAN MONEY

Home Sessions

- SESSION 1: THE MO...
- SESSION 2: CREATE A...
- SESSION 3: BUILD A...
- SESSION 4: RUN A B...
- SESSION 5: GLOBAL...

PROGRAM OVERVIEW

This program gives you the tools to introduce students to:

- Financial literacy and entrepreneurship
- A practical approach to starting a business
- Social studies learning objectives, including money management, goods and services, and global markets

At the conclusion of the five *JA More than Money* sessions, students will be able to:

- Identify the role of money in everyday life.
- Think like entrepreneurs and identify a small business they can start.
- Explain the basic steps of starting a business.
- Analyze the advantages and disadvantages of borrowing money.
- Explore the opportunities of global markets.

FACILITATION INSTRUCTIONS

Drop down reveals individual lesson pages

Volunteers & Educators will be provided the site link that hosts the lessons plans and student materials.

- Explore the opportunities of global markets.

FACILITATION INSTRUCTIONS

The program includes **five sessions**, each of which will take you approximately **30-45 minutes** to complete. The activities and instructions for this program are specifically geared toward a facilitator presenting content in a **virtual classroom**. The facilitator leads a live session while projecting the on-screen presentation in a virtual classroom platform. Students log on to the platform and participate in the session using features like chat, audio, raise your hand, and polling.

Clemson Student Videos

- Each session has a video of Clemson Business and Accounting students leading a session virtually. These are condensed lessons and may be used in place of the full lesson guide.

JA More Than Money Sessions 1 - 5 -

- Present the Power Point below to the students. Use the script alongside the presentation to guide you.

Verification


- Complete the Verification Form. *This form is critical to our program success! Please help us guarantee that JA can continue to provide free programming to educators by completing the form.*

VERIFICATION FORM



SLIDES TO PRESENT TO CLASS

Refer to this for each session to use in coordination with the Virtual Volunteer Guide




VIRTUAL VOLUNTEER GUIDE

Refer to this for each session to use in coordination with the More Than Money Slides

Google Folders

Shared with me > Virtual Volunteer Programs > (K) JA Ourselves ▾ 👤

Folders

 At Home Activity Sheets

 Teacher Folder

 Volunteer Folder

Files

Distance Learning Tips and Tricks




How to Use Our Program Delivery


You will find the following Google Site includes all the material traditionally found in the Junior Achievement Program Kit. This virtual delivery will make it easy for you to download material and upload content to your Google Classroom, or preferred form of virtual classroom. You can find a step-by-step guide below to show you how to download PDFs, as well as a few recommended Chrome Extensions to make virtual learning even easier!

How to Prepare Your Remote Classroom




Before you begin to explore our JA Program, make sure you have your virtual classroom set up

 Distance Learning Tips and ...



 Presentation - JA Ourselves

JA Session Slides



Volunteer Guide

		<p>practice making choices. With each set of pictures, ask students to do the following:</p> <p>Hold up either one or two fingers based on the choice that you would like to make. Remember that everyone will make a different choice based on what is most important to them.</p>
1-2 min		<p>Will you eat this orange or that banana for breakfast? Hold up one finger if you would choose an orange or hold up two fingers if you would choose a banana.</p> <p>Pause for a few seconds and then hold up your answer and briefly describe why you made your choice.</p>
		<p>Will you wear this pair of shorts or that pair of pants to school? Hold up 1 finger if you would choose shorts. Hold up 2 fingers if you would choose pants.</p> <p>Pause for a few seconds and then hold up your answer and briefly describe why you made your choice.</p>
		<p>Will you play with this ball or climb that jungle gym at recess? Hold up 1 finger if you would choose a ball. Hold up two fingers if you would choose the jungle gym.</p> <p>Pause for a few seconds and then hold up your answer and briefly describe why you made your choice.</p>
		<p>Will you read this picture book or that comic book? Hold up one finger if you would choose a picture book. Hold up two fingers if you would choose a comic book.</p> <p>Pause for a few seconds and then hold up your answer and briefly describe why you made your choice.</p>
1 min		<p>When we buy things like fruit, clothing, or books, we have to spend money. Money is something we use to pay for things we buy.</p> <p>Point out each unit of money and the debit card on the flash card. If possible, hold up real examples of money.</p> <p>People who make smart choices with money often compare prices. Now we will practice making choices with money.</p>
1 min		<p>Will you buy this sandwich for \$3.00 or that cookie for 50 cents? Hold up 1 finger if you would choose a sandwich. Hold up 2 fingers if you would choose a cookie.</p> <p>Pause for a few seconds and then hold up your answer and</p>

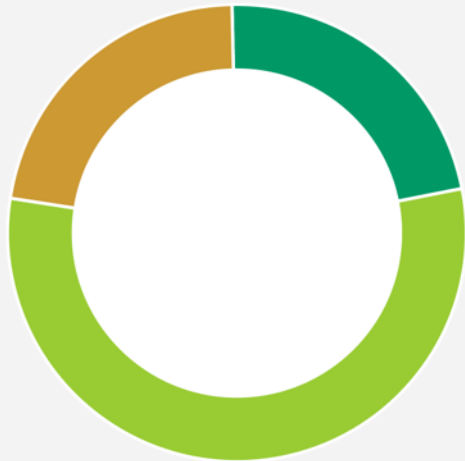
Review your JA Session Materials



Educator and Volunteer Guide



Slide Deck will be provided to share



- 1 Introduction
- 2 Activity (teacher led)
- 3 Summary & Review

Due to Virtual
Delivery

Teachers will be sent the JA kit of materials.

Volunteers will be supplied a digital guide & slide deck.

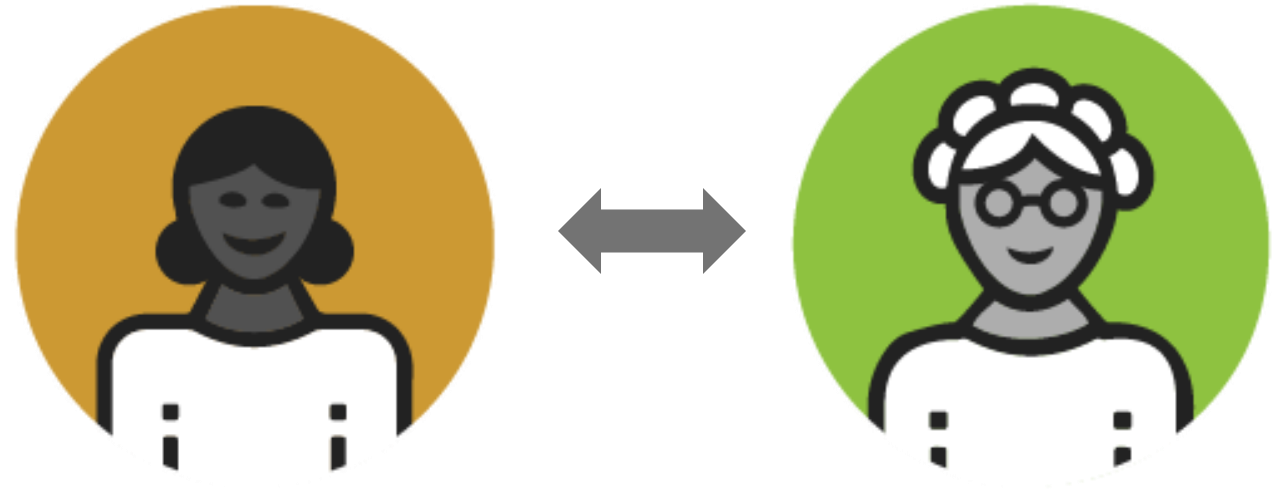
Teachers will help manage the activity portion of the lesson.

E Educator Connection

- Connect with your teacher within **5** business days.

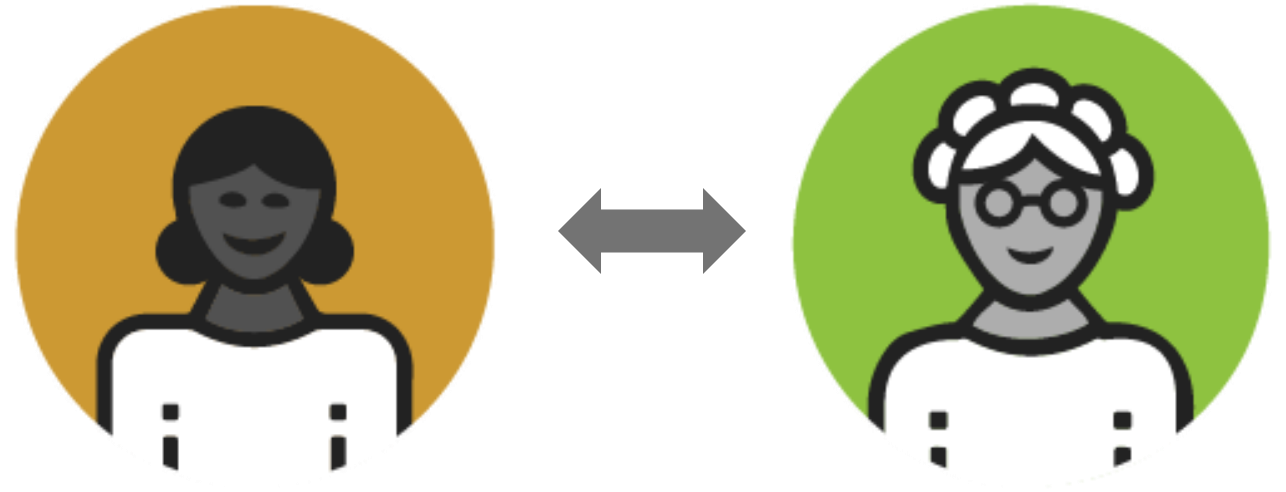
Ask questions

- Which virtual platform will we use?
- How will we handle logistics like materials or student participation?
- What rules, expectations or practices would you like me to follow?



E Educator Connection

- Please let JA know if the **teacher does not respond** within 2-3 business days of your first correspondence.
- Notify JA once a **start date** has been confirmed.
- If something changes and you are **unable to complete** the sessions, please let us know.
- **Notify JA** and once you have completed your commitment.





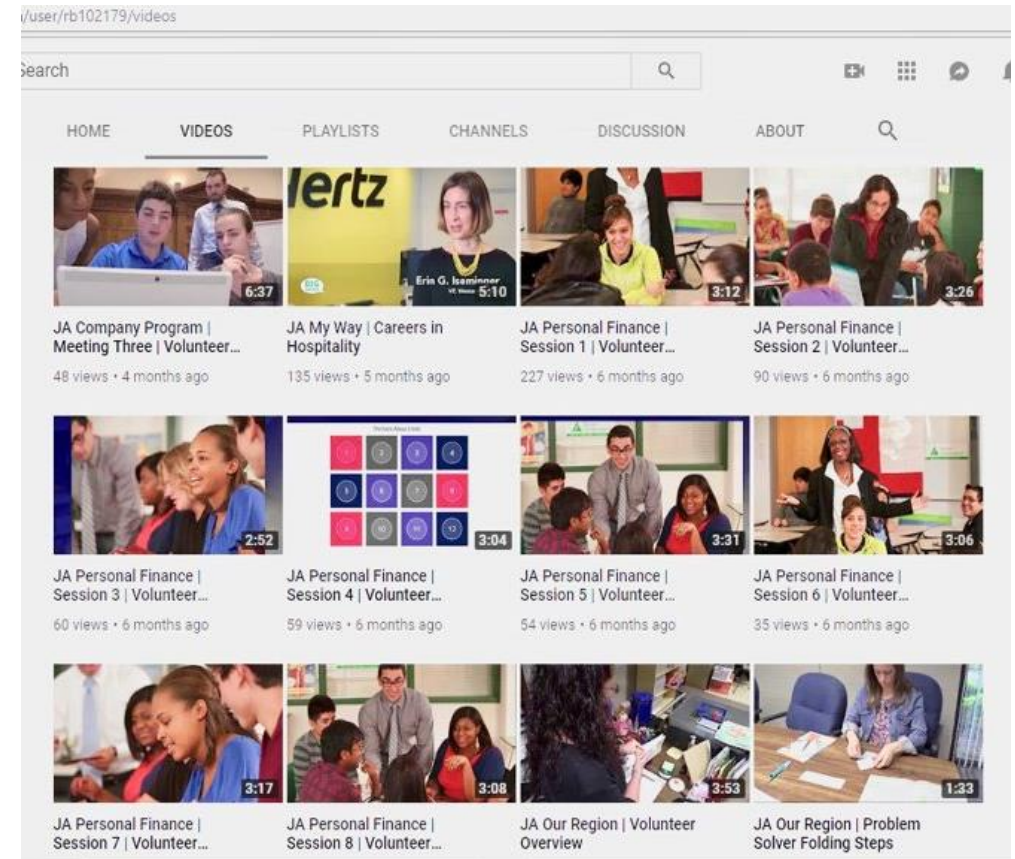
Personalize and Practice

Personalize your time by sharing one or two stories about the topic. Students love stories.

- Jot down a few **examples** that bring the information to life.
- Review videos walking through the program you're leading on **JA USA YouTube Channel**

Practice moving between documents and your camera.

*****be sure to have a neutral background during your "beam in" time*****





Personalize and Practice

Tips for virtual engagement:

- Ask an opening question for students to answer and introduce themselves in the chat or plan a fun ice breaker game
- Include a fun virtual background to set a positive tone
- Use emojis in the chat as positive validation or understanding
- Have music in the background as students enter the virtual room
- Use polls throughout the lessons to confirm understanding of topics (teachers can assist)

Resources & Reminders

The screenshot shows a grid of four resource cards. The 'JA Volunteer Resources' card is circled in red, and a red arrow points from it towards the right side of the page.

- JA of Greater South Carolina COVID-19 Response**
There's a lot of uncertainty about what will be happening this coming school year. One thing that is certain, Junior Achievement of Greater South Carolina is committed to inspiring and preparing the next generation for success.
[VIEW OUR RESPONSE](#)
- JA Teacher Resources**
Teachers - Junior Achievement is making adjustments to meet the needs of our educators and students during this time. JA is providing resources for you to use in your classroom.
[VIEW RESOURCES](#)
- JA Volunteer Resources**
Junior Achievement is making adjustments to meet the needs of our teachers and their students during this time. JA is providing [online](#) resources to teachers and parents.
[VIEW RESOURCES](#)
- Tomorrows Fund**
COVID-19 has quickly and profoundly changed our daily lives. Schools have now closed for face-to-face learning through the end of the year. JA is connecting with educators and other youth development organizations and libraries to insure access. How can you help?
[VIEW DETAILS](#)

greater.sc/ja.org

Please complete the volunteer waiver forms!



DIGITAL VOLUNTEER RESOURCES

Volunteers we need YOU! Now is your chance to become a virtual JA volunteer!

Volunteers can assist us two ways:

- Virtual Volunteer (Live)
- Virtual Volunteer (Recorded)

Check out classes in need of volunteers by visiting [JA Engage](#)

Volunteer training and resources will be provided by your Program Management staff. [Training Sign Up](#)

Program Managers:

Mallory Sorrows - mallory.sorrows@ja.org

Matt Morrison - matthew.morrison@ja.org

[VOLUNTEER WITH JA](#)

[VIEW VOLUNTEER FORMS TO SIGN](#)

JA VOLUNTEER DELIVERY MODELS



Virtual Volunteer (live)

- Virtual Volunteer (VV) "beams" into a face to face or remote classroom and leads all lessons.
- VV "beams-in" for one or more 15 minute sessions to:
 - Lead a discussion with students
 - Guide students through a session activity.
 - Serve as a subject matter expert (SME) related to the topic.



Virtual Volunteer (recorded)

- Virtual Volunteer creates one (or more) videos highlighting session content to support educators who deliver full JA program.
- Volunteer(s) create short Subject Matter Expert videos that align with program content.



Volunteer Resource Page



JA Engage will show you where we need volunteers

Are you interested in volunteering in one of our classes? Enter search criteria to [get started](#). (Leaving all fields blank will display all open volunteer opportunities)








Enter Zip Code City County

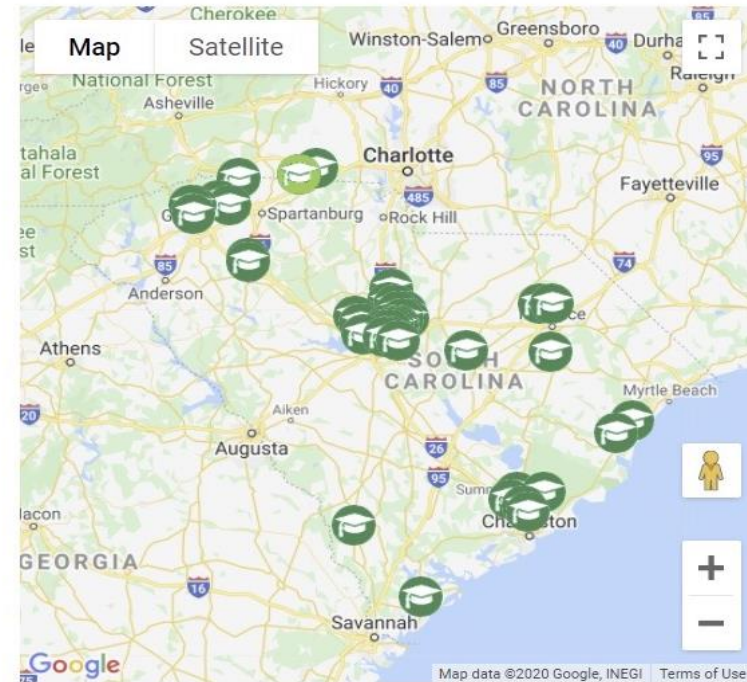
Enter School Name School District One Day Opportunity

[Search Q](#) [Reset ↺](#) [Show Advanced Search Options](#)

Show Featured Classes

Results

-  A C Moore Elementary School
333 Etiwan Ave Columbia, SC, 29205
[3 Classes](#)
-  A J Lewis Greenview Elementary School
726 Easter St Columbia, SC, 29203
[2 Classes](#)
-  Abner Creek Academy
2050 Abner Creek Rd Duncan, SC, 29334
[6 Classes](#)
-  B D Lee Elementary School
401 Overbrook Dr Gaffney, SC, 29341
[3 Classes](#)
-  Ballentine Elementary School
1040 Bickley Rd Irmo, SC, 29063
[2 Classes](#)
-  Bethel-Hanberry Elem School
125 Boney Rd Blythewood, SC, 29016
[6 Classes](#)
-  Blacksburg Middle School
101 London St Blacksburg, SC, 29702
[2 Classes](#)



What would you like to know?

I want to know more about preparing

- A.** What resources can help me do my best?
- B.** How do I keep everything organized for a lesson?
- C.** What's the best way to get ready - really ready - to face a group of kids?

I want to know more about student scenarios

- D.** What happens if the session goes differently than the script?
- E.** What if the students won't listen?
- F.** What if no one answers questions I ask?

I want to know more about virtual logistics

- G.** What if the technology fails?
- H.** How do I learn more about my teacher and their classroom?
- I.** How do we do the hands on activities, virtually?

You're part of something **AWESOME!**

18,213

**Number of
students served
2019-2020**

140

**Schools that received
JA state wide
2019-2020**

515

**Number of
volunteers
2019-2020**

JA of Greater South Carolina's Program Team is here to help you!



Bette Bronson
VP of Education
Bette.bronson@ja.org



Matt Morrison
Program Manager
Matthew.morrison@ja.org



Mallory Sorrows
Program Manager
Mallory.sorrows@ja.org

Office Information:

2711 Middleburg Dr
Ste. 301
Columbia, SC 29204

803-252-1974